

CEDRAL



The world of Facades

Give your house a timeless facade

- ✓ *factory applied colour*
- ✓ *low maintenance*
- ✓ *easy to install*

www.cedral.world

The DNA of Cedral



The natural origins of Cedral

Cedral sidings is a high-quality and durable composite material, produced using natural raw materials: cement, water and wood fibres.

These fibre cement planks create a beautiful contemporary look that will last a lifetime.

Ideal for new-build and renovation projects

A sustainable and contemporary material, Cedral is ideal for renovations and new builds across both the whole or part of your house, creating a stunning, individual look to your home

Hard as a stone, workable as wood

Thanks to the multilayer fibre structure, the fibre cement planks combine the durability of stone with the design flexibility of wood.

The planks are available in a range of colours with a timber effect finish and a modern textured look.



Cedral Wood Lap
C 01 Everest - White







Choose Cedral sidings for your facade

The timeless look of Cedral gives design style to every home and is ideal for use alongside other building materials such as brick and render.

1. Choose from a range of colours

Cedral planks are available in a wide range of colours and can be placed both vertically and horizontally.

Let your creativity run free and give your house a personal colourful touch.

2. A durable facade

A Cedral facade helps to protect your home against the harshest weather conditions.

Cedral has excellent water, UV and frost resistant properties.

The fibre cement planks are also resistant to rot and immune to attack by fungi, bacteria, insects and vermin, ensuring your facade will stand the test of time.



Michael Durgaram

Cedral Wood Lap

C 14 Atlas Brown - C 03 Clay - C 15 Dark Grey - C 05 Grey - C 55 Taupe

3. Achieves a top fire rating

Did you know that our building materials have an excellent reaction to fire rating. Officially the classification is A2-s1,d0. Being part of the A group means our materials have no restriction on where they can be used, and in some countries can be considered as non-combustible. The s1 rating is the highest level of performance against generating smoke, while the d0 rating means that the material does not produce flaming droplets. In short they are non-flammable.

4. Perfect for renovation

Fibre cement cladding is the ideal material for the renovation of a facade. They cover imperfections and protect newly installed insulation, resulting in professionally finished aesthetic. The cladding is installed to the outside of your home ensuring minimal disruption during your renovation project.




Form-Nord Architectural Design Grafik GbR, Schwerin

Cedral Wood Lap
C 61 Swedish Red







5. Low maintenance

During production, the Cedral planks are coated with layers of UV resistant paint. The material is dimensionally stable and rot resistant, so that you no longer have to regularly maintain it in the future. Wash off occasionally with soapy water to help keep your facade looking as good as new.

6. Easy to install


The support structure for a Cedral facade is simple: vertical battens with a centre-to-centre distance of up to 60 cm.

The Cedral range also includes a complete range of colour matched trims and touch up paint to complete your facade beautifully.

Bespoke screws and clips ensure quick and easy installation, creating a flawless finish.

Arch. Patrick Kint

Cedral Wood Lap
C 50 Black





Choose your finish

**Do you want a timber effect
or a flat, smooth facade?**

All colours are available in a wood effect
or a smooth, modern finish.


SMOOTH

WOOD





SMOOTH



WOOD



CEDRAL LAP



CEDRAL CLICK

Do you opt for Lap or Click placement?



Cedral Lap

Installed in a traditional shiplap style, giving your facade beautiful, deep shadow lines.

Length 3600 mm
Width 190 mm
Thickness 10 mm
Weight
per plank 11,2 kg



Cedral Click

The Cedral Click sidings are a flush fitting, tongue and groove cladding board, providing a contemporary look to your house.

Length 3600 mm
Width 186 mm
Thickness 12 mm
Weight
per plank 12,2 kg



Do you like the horizontal or vertical design?

You can install Cedral sidings in a number of ways. You can install Cedral Lap and Cedral Click horizontally and vertically, in a number of design options.

Horizontal Click





Drieskens en Dubois

Cedral Wood Click

C 03 Clay

Vertical Click



One colour or with accents?

With sidings you have the freedom to create stand out projects.



Cedral Smooth Click
C 05 Shark Grey




Van den Berg Kruisheer Elffers Architecten

Cedral Wood Lap + Click


C 01 Everest-White - C 04 Dark Brown - C 61 Swedish Red

Choose the colour for your project

Mineral Colors



C 01 Everest White
RAL: 9003 - NCS: S 0500 - N




C 05 Shark Grey
RAL: 7047 - NCS: S 3000 - N



C 52 Pearl
RAL: 7030 - NCS: S 4502 - Y




C 56 Metal Grey
RAL: / - NCS: S 5502 - Y



C 53 Lead
RAL: 7039 - NCS: S 6502 - Y




C 54 Mouse
RAL: 7037 - NCS: S 6500 N




C 50 Black
RAL: 9011 - NCS: S 9000 N


Forest colors



C 07 Cream White
RAL: 9001 - NCS: S 1005 - Y 10 R



C 02 Vanilla
RAL: 1015 - NCS: S 1010 - Y 20 R




C 57 Vintage Beige
RAL: / - NCS: S 4010 - G 90 Y




C 58 Olive Green
RAL: 7002 - NCS: /



C 59 Quartz Grey
RAL: / - NCS: S 6005 - G 80 Y




C 60 Anthracite
RAL: / - NCS: S 7502 - Y




C 04 Dark Brown
RAL: 8019 - NCS: S 8005 - Y 80 R

Earth Colors




C 11 Cappuccino
RAL: 1001 - NCS: S 3020 - Y 20 R



C 03 Clay
RAL: 1019 - NCS: S 3005 - Y 20 R



C 14 Atlas Brown
RAL: / - NCS: S 4005 - Y 50 R



C 55 Mol
RAL: 7006 - NCS: S 6005 - Y 50 R




C 61 Swedish Red
RAL: / - NCS: S 5040 - Y 80 R


Ocean Colors



C 15 Ash Grey
RAL: / - NCS: S 6005 - R 80 B



C 18 Slate Grey
RAL: 7024 - NCS: S 7502 - B



C 31 English Green
RAL: 6009 - NCS: S 8010 - G 10 Y



Request your free sample now
www.cedral.world

Please note: the colour photographs above, as well as the RAL and NCS codes, are for reference only and we recommend you request a sample.


These Cedral Sidings projects prove its success

Complete house



Atelier d'Architecture Gauthoye-Berhaut S.A.
Cedral Smooth Lap
C 03 Clay

Cedral Smooth Lap
C 50 Black







Complete house



scprl Arch. Urb.Valentiny & Associés


Cedral Wood Lap
C 02 Vanille



Facade party

Combination with render

Cedral Wood Click
C 03 Clay - C 18 Slate Grey



Drieskens and Dubois
Cedral Smooth Click
C 03 Clay

Facade party
Combination with render



Architectural firm S.H.M. van der Linde BV

Cedral Wood Click
C 04 Dark Brown









Facade party

Combination with brick and with render

Heiderich Architekten


Cedral Smooth Lap
C 50 Black



Drieskens and Dubois

Cedral Wood Click
C 03 Clay

Facade party
Integrated solutions







Top gable roof




Arch. Luc Willem
Cedral Wood Click
C 03 Clay - C 01 Everest White - C 05 Shark Grey





Top gable roof



 Architect Angeline Nys
Cedral Wood Click
C 07 Cream White





Facade party and carport

Cedral Wood Lap
C 61 Swedish Red - C 05 Shark Grey



Arch. Jan Giezen
Cedral Wood Lap
C 15 Ash Grey





Extension of a home



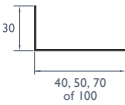
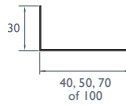
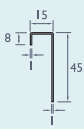
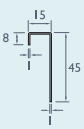

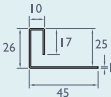
Cedral Smooth Click
C 05 Shark Grey

Complete Installation Solution

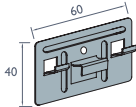
Aluminium profiles

We offer a complete range of colour matched aluminium profiles for Cedral Lap and Cedral Click.

PROFILES (dimensions in mm)	CEDRAL LAP	CEDRAL CLICK
<div><div>1</div><div>External corner (symmetrical)</div><div>This profile can be used as finishing external corners.</div></div>		
<div><div>2</div><div>External corner (asymmetrical)</div><div>Can be used as an external corner profile or as detailing on a window reveal.</div></div>		Niet van toepassing
<div><div>3</div><div>Internal corner</div><div>To finish the corner where Cedral meets on an internal corner; forming a seal between the trim and the corner.</div></div>		
<div><div>External Corner Junction</div><div>Used as a corner joining piece.</div><div>Only available in black. Length 300 mm.</div></div>		
<div><div>4</div><div>Start profile horizontal installation</div><div>Used to start a horizontal cladding run of the façade planks.</div></div>		
<div><div>Start profile vertical installation</div><div>Used to start a vertical cladding run.</div></div>	Does not apply	

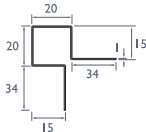
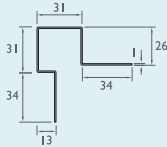

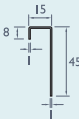
PROFILES (dimensions in mm)	CEDRAL LAP	CEDRAL CLICK
<p>5 Perforated closure</p> <p>Shields the air cavity against pest infestation and debris. Finish in aluminium or black lacquered aluminium. Length 2.5 m.</p>		
<p>6 Connection profile</p> <p>End trim to finish Cedral when used as a single piece on a window reveal or soffit.</p>		
<p>7 Lintel profile for window</p> <p>Used to finish the cladding above the window and to support the next course of Cedral Click.</p>	<p>Does not apply</p>	
<p>8 End profile</p> <p>Hides any sharp corners and protects the Cedral edges from wear and tear.</p>		<p>Does not apply</p>

Accessories

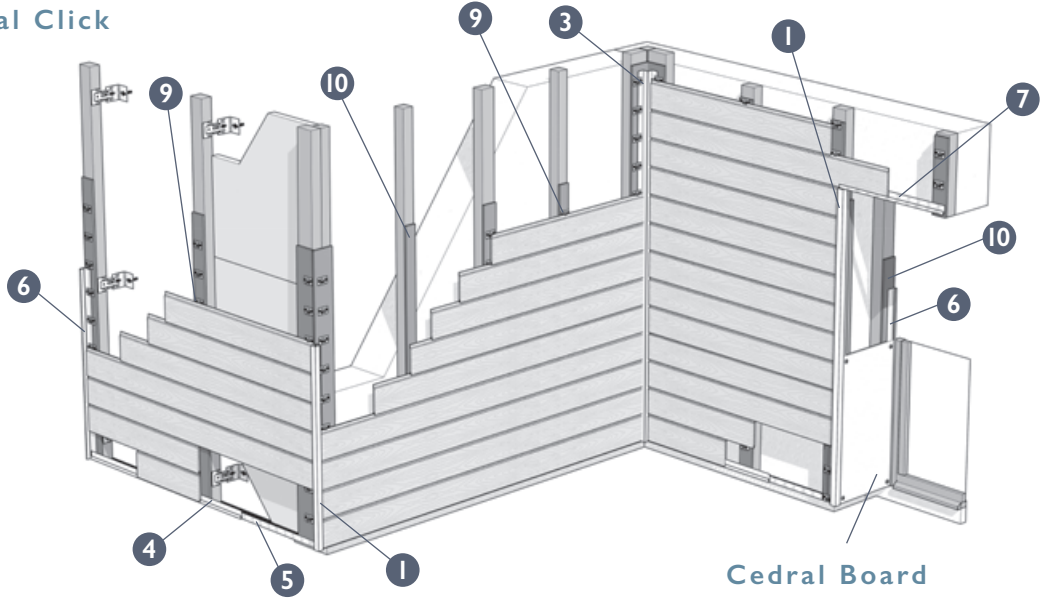
(dimensions in mm)		CEDRAL LAP	CEDRAL CLICK
9	Cedral Click Clip and screws	Does not apply	
10	PE joint tape		
11	EPDM joint tape		

Colour matched, mushroom head Cedral screws and retouch paint are also available.
For more information, download the Cedral Installation Guide at www.cedral.world

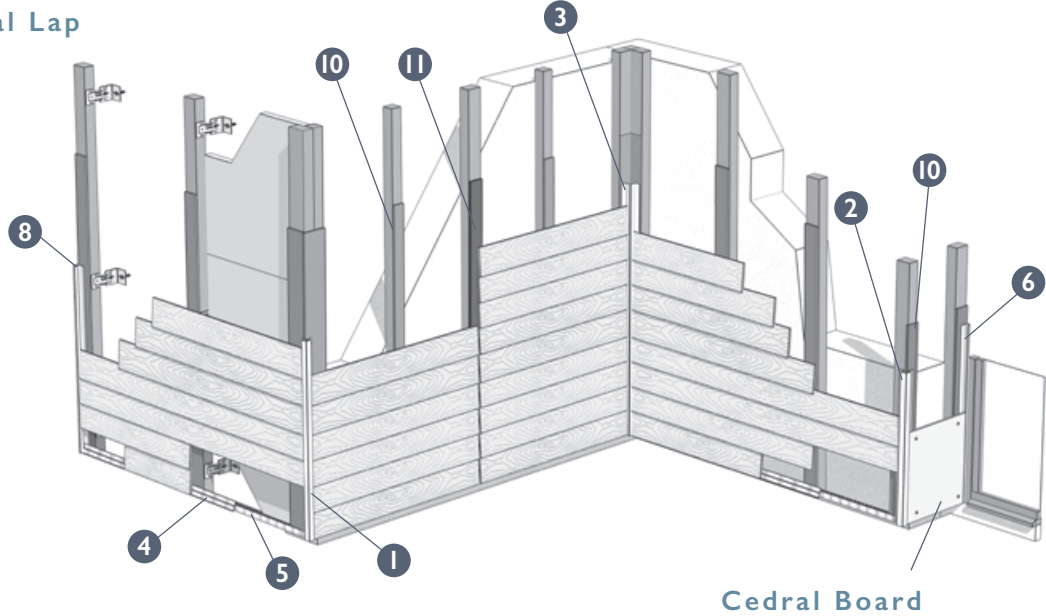
Profiles and accessories Cedral Board

(dimensions in mm)		
1	External corner Cedral Click Can be used as an external corner profile when finishing around a window or when using as a soffit or fascia.	
2	External corner (asymmetrical) Can be used as an outer corner profile when finishing a window with Cedral Board in combination with Cedral Lap.	
	Ventilation profile Provides ventilation behind Cedral Board and the sealing of the joints at eaves and buoy edges.	
6	Connection profile End trim to finish Cedral when used as a single piece on a window reveal or soffit.	

Cedral Click



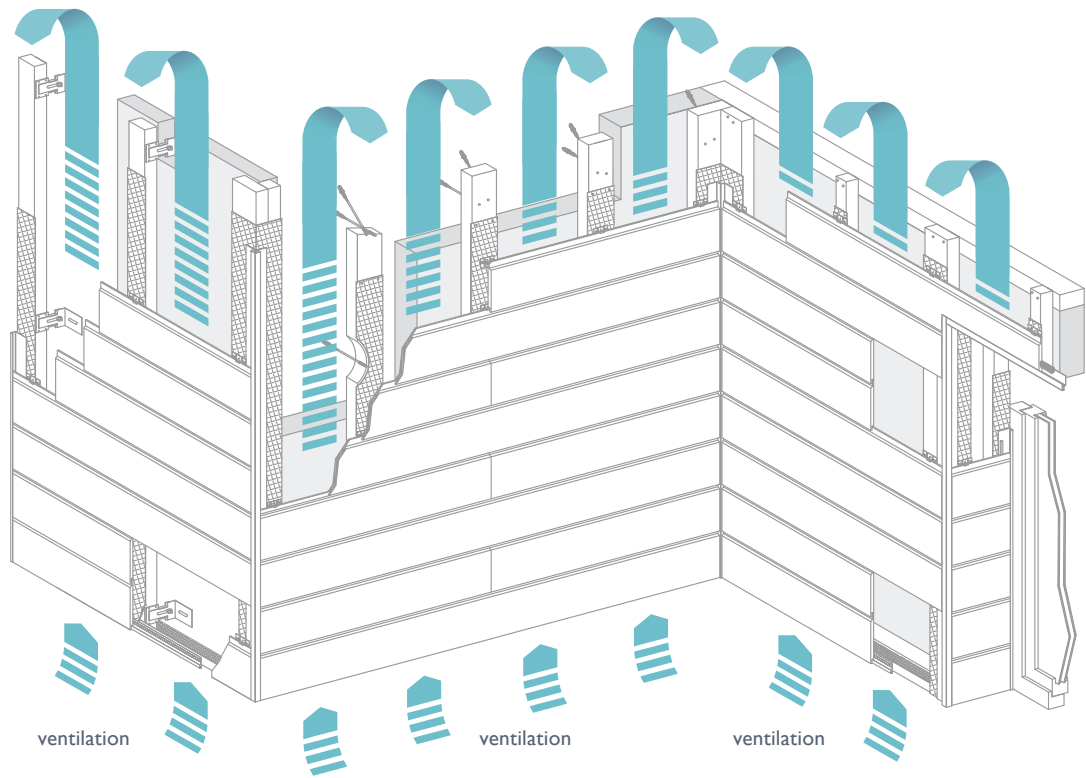
Cedral Lap



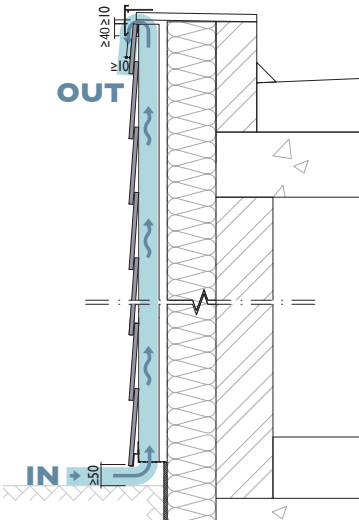
The importance of ventilation

To ensure the best results and longevity of your facade, you must always have good ventilation

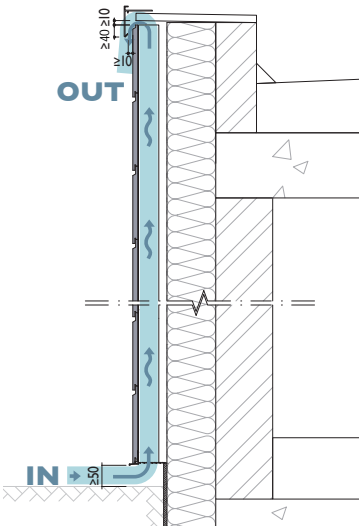
Use a perforated closure at the bottom and top of the facade as well as above and below windows to limit the obstruction of the necessary 35mm ventilation gap behind the sidings.



CEDRAL LAP AIR CIRCULATION



CEDRAL CLICK AIR CIRCULATION



Exterior ceiling in Cedral Board

Cedral Board

The perfect finish

To perfectly finish your entire home, Cedral also offers Cedral Board for use on the soffit and fascias

Cedral board is available in the same colours as the sidings.



Cedral Board as drain



Roof finish in Cedral Board



CEDRAL



The world of Facades



Do you require a free
colour swatch?

Are you looking for a
Cedral facade installer?

Do you need a quotation
from a dealer or
professional in your area?

To make these requests
and to find out more, visit
www.cedral.world



www.cedral.world

Etex Exteriors ANZ
Suite 201, 198 Harbour Esplanade, Docklands VIC 3008, Australia
+61 (03) 9988 2290
info.anz@cedral.world

an **etex** company